



**connect**  
TRANSIT

# **City of Bloomington Council Meeting**

## **Connect Transit Presentation**

**Isaac Thorne, General Manager**

**Martin Glaze, Chief Operating Officer**

**Trustee Judy Buchanan**

# Connect Transit – Short Range Transit Plan

Prepared by Mclean County Regional Planning Commission

## Fixed Route Rider Profile

- Transit Riders are Younger
  - 47% of respondents are under the age 24 years.
  - 31% of respondents are student
- Riders are transit dependent
- Majority of customers make less than \$15,000
- Bus service is predominately serving transit dependent populations



# Connect Transit – Short Range Transit Plan

Prepared by Mclean County Regional Planning Commission

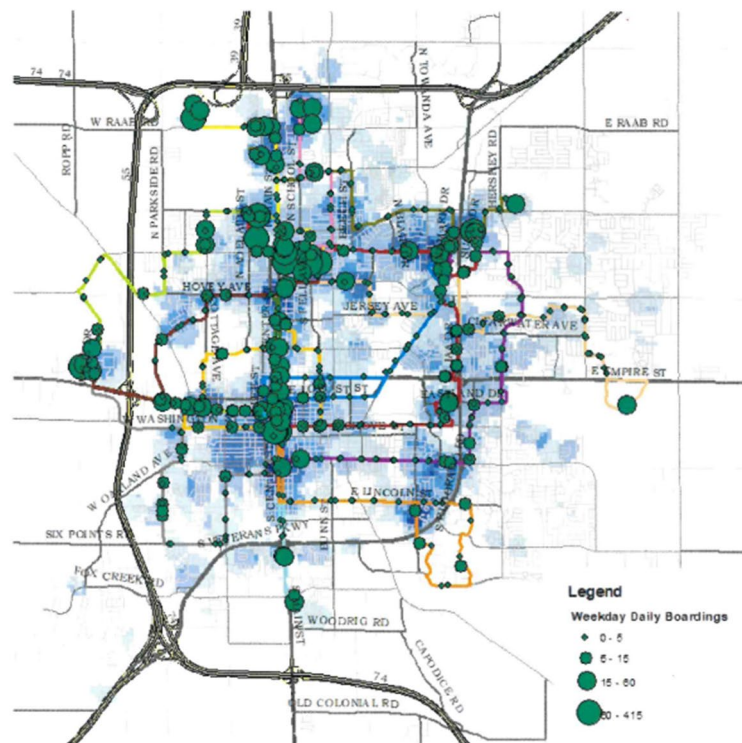
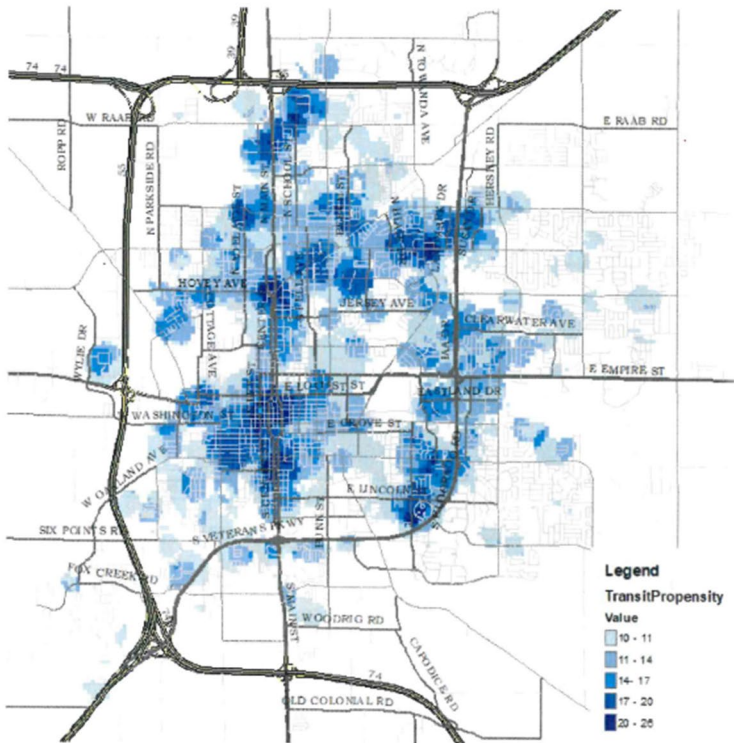
## Fixed Route Analysis with Respect to Rider Propensity

### Transit Propensity Map

### Transit Propensity Map with Fixed Routes

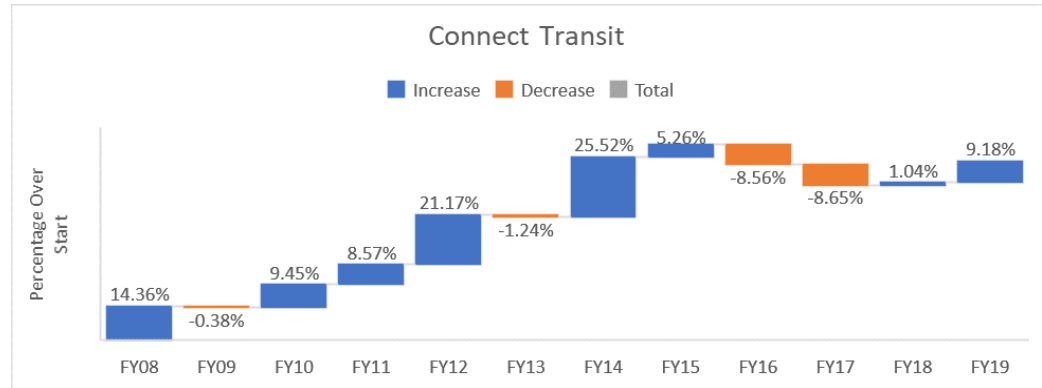
Figure 19: Transit Propensity Map

Figure 20: Transit Routes, Bus Stop Daily Ridership in Conjunction with Transit Propensity



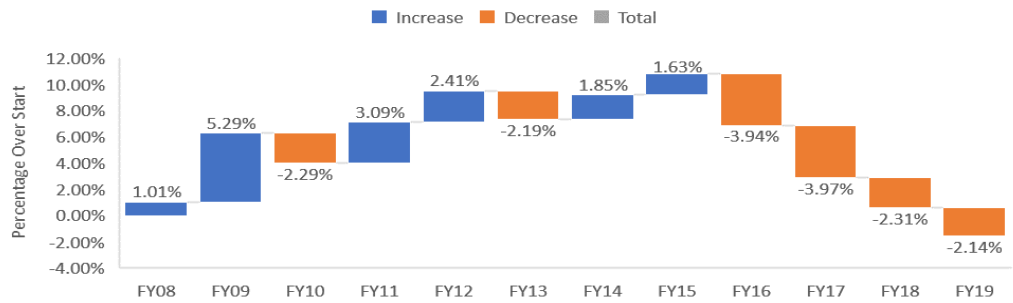
# Fixed Route Trends

**+97.25% ridership**



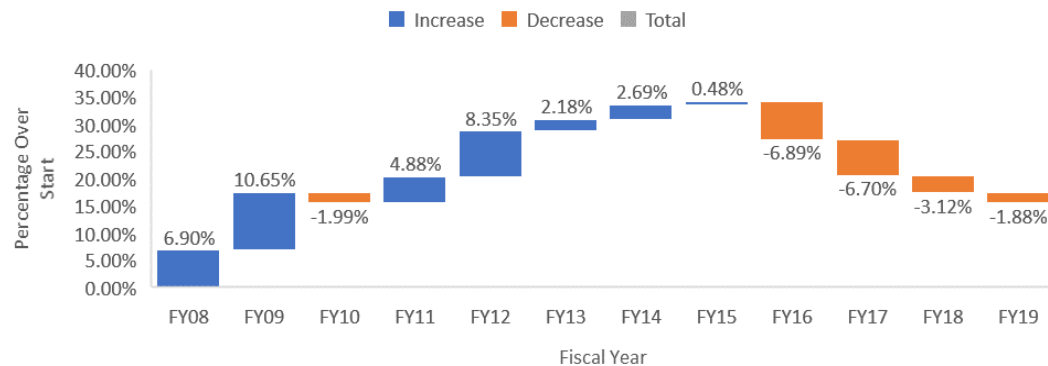
**-1.56% ridership**

Average National Peer Agencies

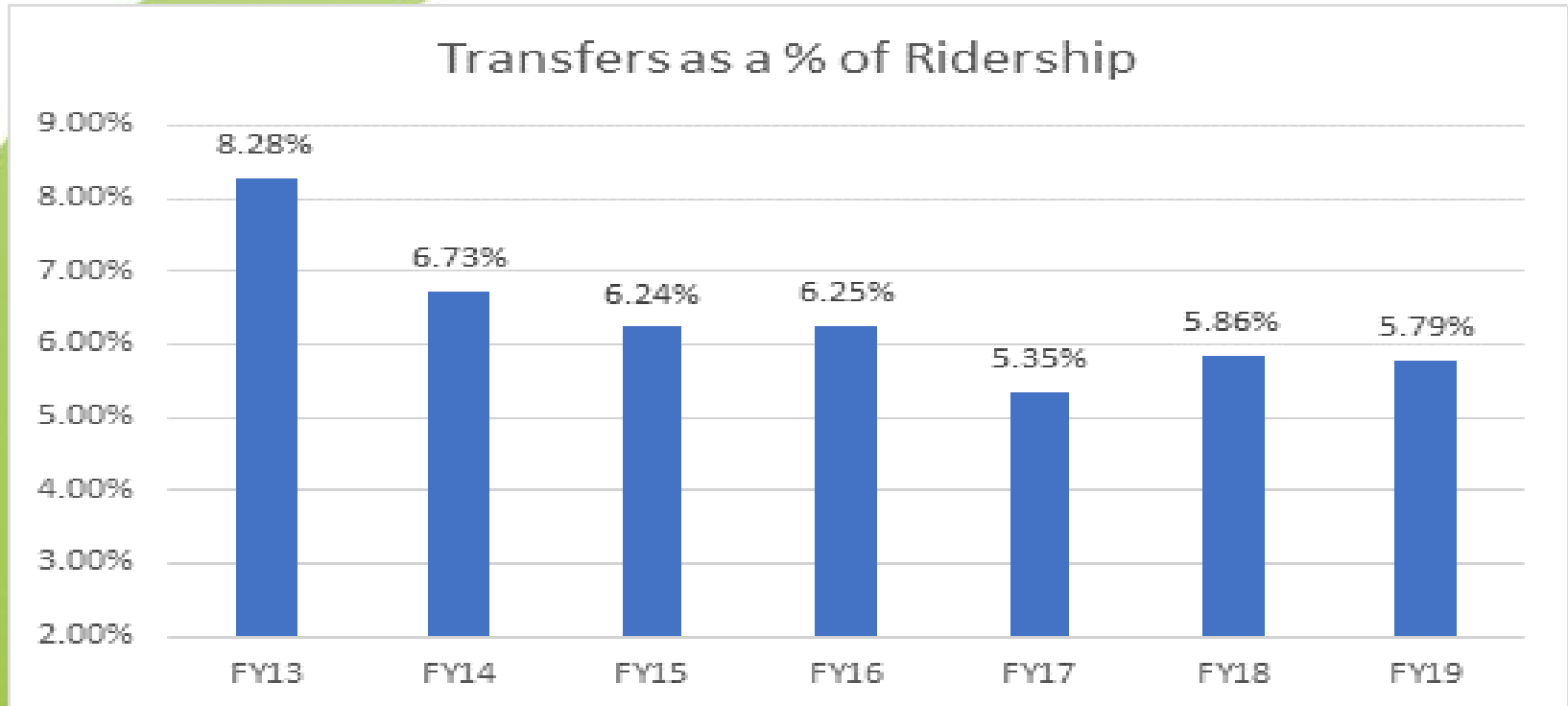


**+15.53% ridership**

Average Regional Peer Agencies



# Transfer Trend and Passenger Trips



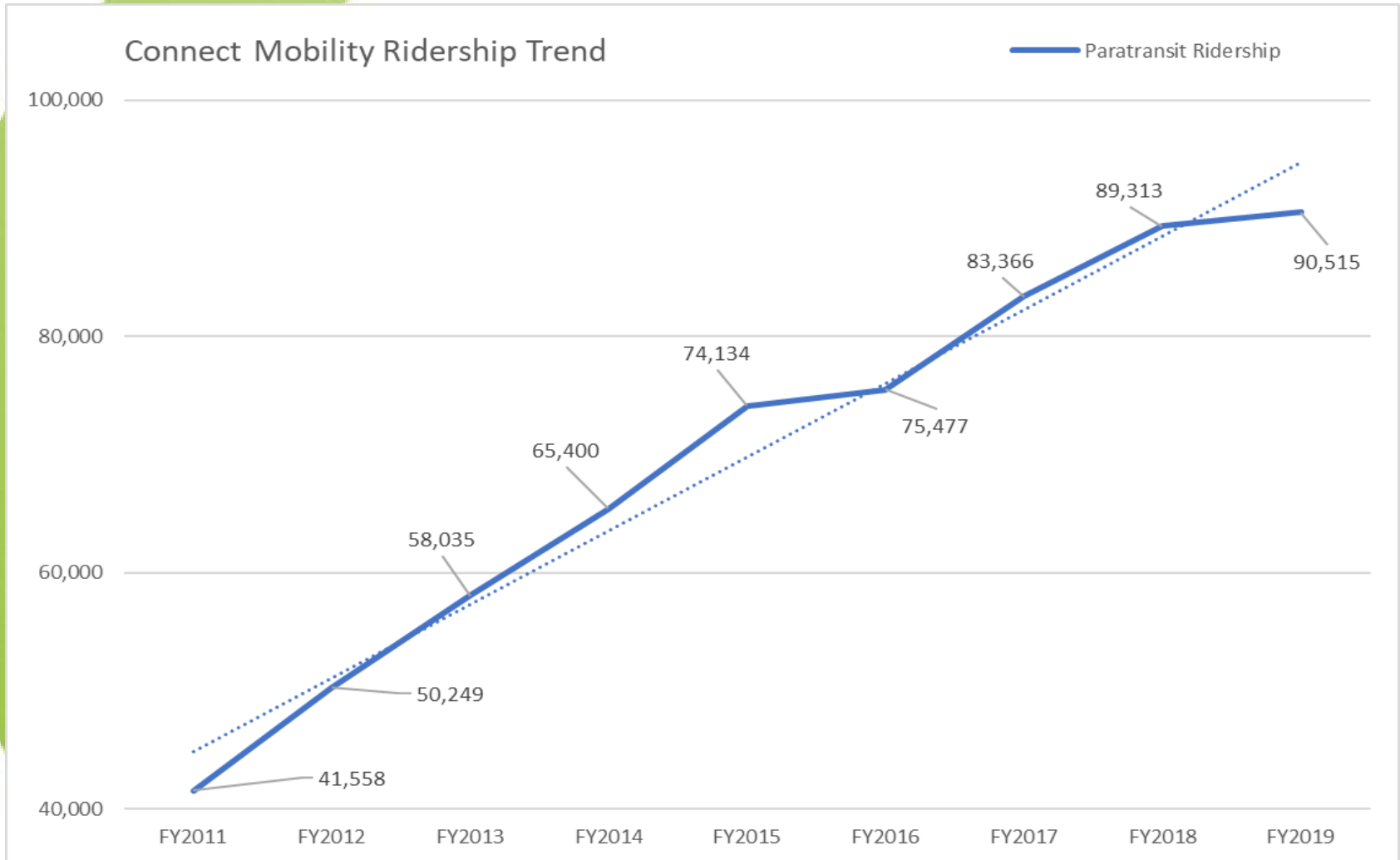
## – Unlinked Passenger Trips (UPT)

The number of passengers who board public transportation vehicles. Passengers are counted each time they board vehicles no matter how many vehicles they use to travel from their origin to their destination per Federal Transit Administration

# Connect Transit FY2019 Metrics

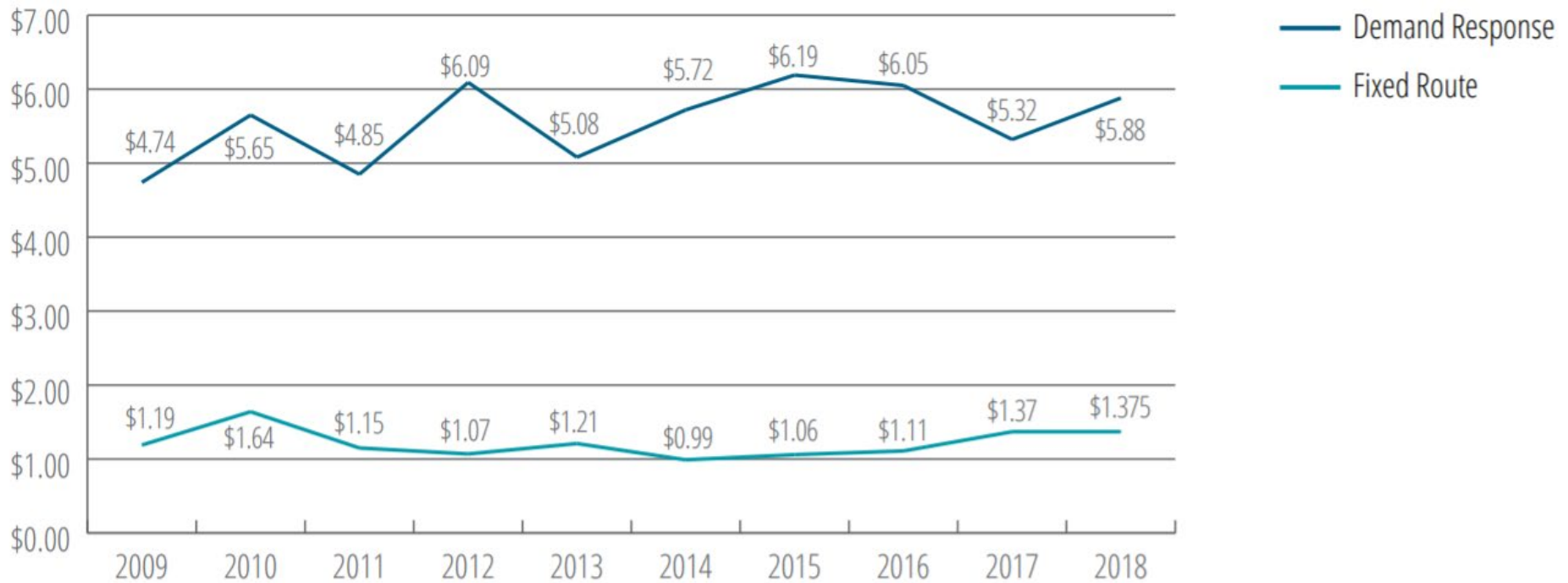
- **Fixed Route**
  - 2,446,527 passenger trips
  - Cost per ride \$4.01 (unaudited)
  - \$90.59 cost per revenue hour (unaudited)
  
- **Connect Mobility**
  - 90,515 passenger trips
  - \$27.01 (unaudited)
  - \$78.32 cost per revenue hour (unaudited)

# Connect Mobility Service



# Connect Mobility Service

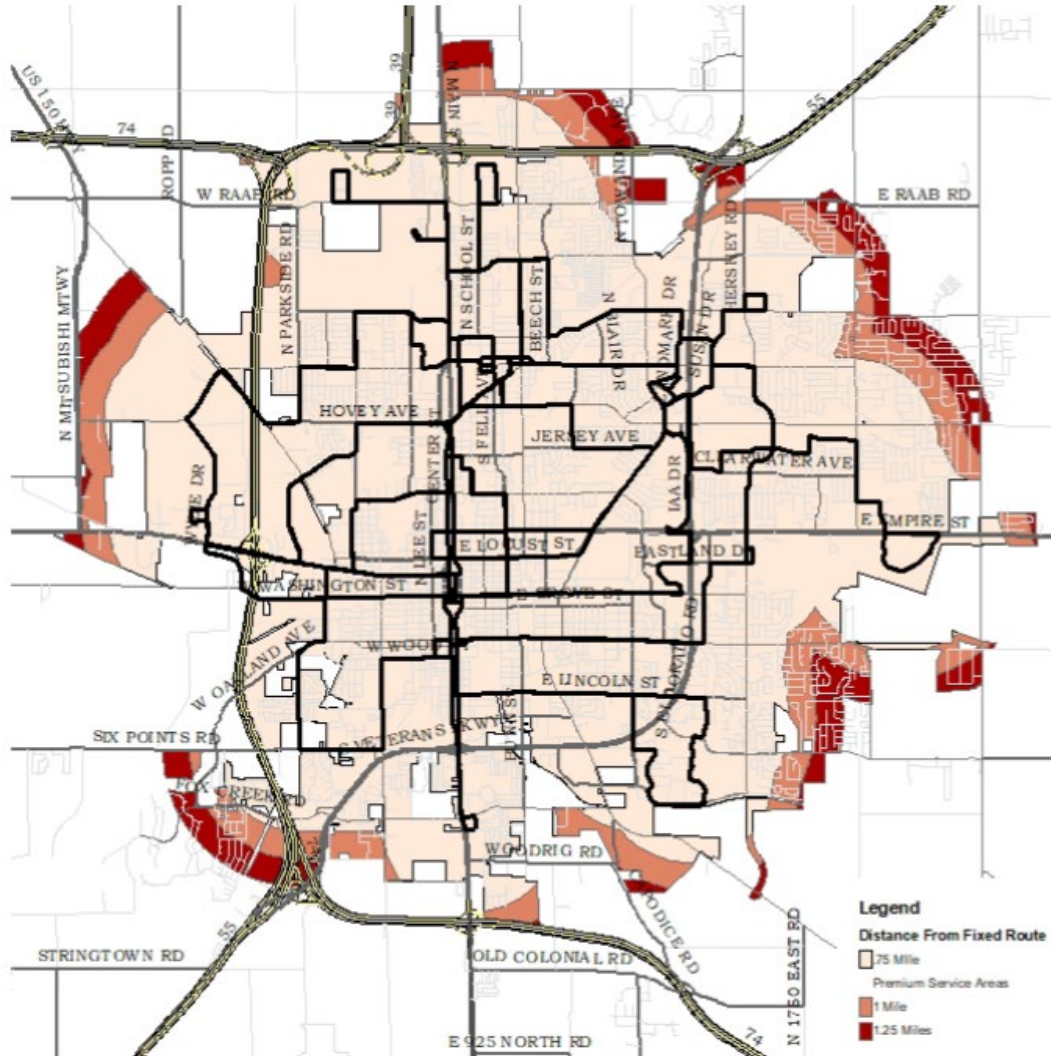
**Figure 9: Cost Per Passenger Mile**





# Connect Mobility Service Area

Figure 6: Connect Mobility Service Areas



# Connect Mobility Service - Medicaid

- **Early Challenges**
  - State regulation changes
  - Staffing
  
- **Approved provider for:**
  - State of Illinois
  - Molina
  
- **Customer Benefits**
  - Qualified applicant receive free transportation
  - 5,000 rides in last 7 months
  - \$10,000 saved by riders in the last 7 months
  - Top user has been provided with 300 free trips in last 7 months

# Fixed Route Fares – Regional Comparison

- Springfield Mass Transit District - \$1.25 one-way / No monthly pass / 20 rides for \$20.00
- MetroLINK (Rock Island Mass Transit District) - \$1.00 one-way / \$30 calendar month pass
- Greater Peoria Mass Transit District - \$1.00 per ride / transfers \$1.00 / \$40.00 30-day pass
- Champaign Mass Transit District - \$1.00 one-way / \$20.00 monthly pass
- Decatur Public Transit - \$1.00 one-way / \$36.80 calendar month pass
- Danville Public Transit - \$1.00 one-way / \$36.00 calendar month pass
- Rockford Mass Transit District - \$1.50 one-way / \$55.00 30-day pass

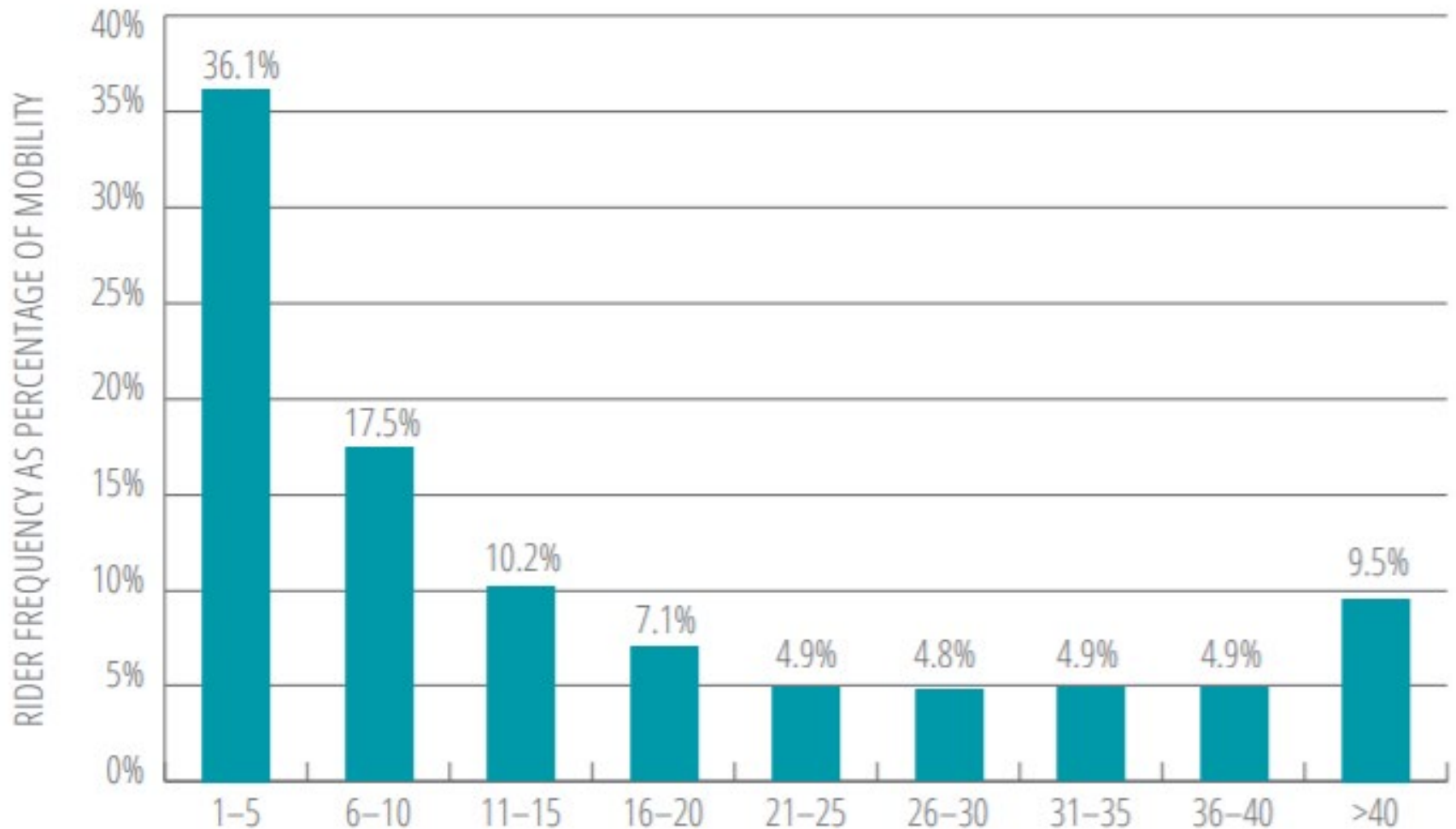


# Paratransit Fares – Regional Comparison

- Springfield Mass Transit District - \$2.50 one-way / 10 Rides \$25.00 / No monthly pass
- MetroLINK (Rock Island Mass Transit District) - \$2.00 one-way / No monthly pass
- Greater Peoria Mass Transit District - \$2.00 per ride / 10 rides \$20.00 / No monthly pass
- Champaign Mass Transit District - \$2.00 one-way / No monthly pass
- Decatur Public Transit - \$2.00 one-way / No monthly pass
- Danville Public Transit - \$2.00 one-way / 6 Rides \$12.00 / No monthly pass
- Rockford Mass Transit District - \$3.00 one-way / 10 rides \$30.00 / No monthly pass

# Connect Mobility

Figure 8: Mobility User Trip Frequency



# Bus Stops

- **Benefits of Fixed Stops**
  - Customers know where to stand
  - Keeps routes on-time
  - Stops have ¼ mile spacing (industry standard)
  - Reasonable Modification
  
- **Bus Stop Improvement Process**
  - Site Drawings
  - Permit
  - Easement
  - Construction

# Better Bus Stops

- March 2018, the Connect Transit Board approved the three-year bus stop improvement plan budgeted at \$880,000
  - Improvements in FY19
    - 19 of 21 Stops have been improved to date
      - 7 – Shelters
      - 6 – Benches
      - 6 - ADA Pads
- 120 Stops are scheduled for improvements in the next two years
- Funding for the stop improvements comes out of Connect's capital budget.
- Connect Transit is currently pursuing grant and funding opportunities to continue to grow the campaign.





# Bus Stops

- **Challenges**
  - Lack of Sidewalks
  - Pedestrian crosswalks
  - Maintaining bus stops



# Land Use Development

Connect benefits from proper land use development policy and MCRPC recommended:

- Designating Major and Minor Transit Corridors based on demand usage of transit
- Partnering with local municipalities to help them implement programs that enhance the multi-modality of streets
- **New Developments**
  - Connect needs early involvement in planning stages
  - Sidewalks and walkways
  - Location of new development
- **Infrastructure costs are expensive**

# Electric Buses

Connect has issued a Request for Proposal to purchase 12 electric zero emission buses, to replace 10, 16-year-old used buses

- **Funding**

- Awarded \$1.45 million-dollar discretionary federal grant
- Awarded \$6 million-dollar discretion federal grant
- Applying IDOT funding to the purchase of the electric buses
- No local capital funds will be used in the purchase of these buses

- **Total savings per bus over life of vehicle**

- \$256,000 (14 years)

# Downtown Transfer Center

Connect has been awarded an Illinois Department of Transportation planning grant to perform a site analysis and feasibility study for a Downtown Transfer Center.

- A Downtown Transfer Center has been part of Connect's Strategic Plan for the ten years
- 1,800 boardings at Front Street transfer point
- Lacks proper amenities
- Safety concerns
- Space requirements
- Economic Development Opportunities

# Connect to the Future Working Group

- Members of Working Group
- Purpose
- Final Recommendations January 2020